

FENDT

Fendt square balers





High power with absolute reliability.

Bale size		990	1270	1290	1290 XD	12130
Width	cm	80	120	120	120	120
Height	cm	90	70	90	90	130

The first square baler left the factory in Hesston, Kansas, 40 years ago, so laying the foundation for one of the biggest success stories in harvesting technology. Fendt square balers have been produced under the sole ownership of the AGCO Group since 2000. Based on decades of development and production experience, these balers stand out from the crowd thanks to their stability, durability, and perfected technology. Through continuous and practical-based development, Fendt now offers a wide range of high-performance balers.

Overview of the impressive technology.



- | | |
|---|--|
| 1. Top or bottom hitch | 11. Stuffer forks for filling the main bale chamber |
| 2. Height-adjustable for smooth running PTO | 12. Sensor flap |
| 3. Flywheel | 13. Pre-compression chamber |
| 4. Flywheel brake | 14. Sensors for the direction indicator |
| 5. Self-contained hydraulics | 15. Packer fingers |
| 6. Oil reservoir | 16. Traverse-impeller fan with constant air flow |
| 7. Bevelled spur gear drive | 17. Double-acting hydraulic cylinder for auto pressure control |
| 8. Ideal crop flow with intake augers | 18. Lighting for night-time maintenance |
| 9. V-shaped, six-row rotor cutter ProCut rotor cutter | 19. Steerable tandem axle |
| 10. Packer for filling the pre-compression chamber | 20. Knotter needles |

POWER PICKUP

For perfectly compressed bales.



Additional centring augers ensure uniform crop pick up and optimal filling of the pre-compression chamber.

Power Pickup for higher output

The powerful pickup is positioned low over the ground for excellent swath collection. With the flat feed angle, the crop is guided straight into the baler. Fendt square balers are marked for their large clearance between the drawbar and the pickup – designed for large windrows.

Windrows picked up completely

The 2.26 metre wide pickup gently collects even the widest swaths very quickly and with little loss. A roller pressure pad and deflector plate ensure a reliably smooth crop flow. Four tine bars on a double cam track ensure the clean pickup. A large spiral spring, on which the working depth can be adjusted quickly and easily, reduces the load on the pickup. Gauge wheels prevent the pickup from being lowered too far. They can be removed for transport.

Uniformly shaped bales

Two centring augers on both sides compress the crop efficiently from the very beginning and feed it into the pre-compression chamber in the width of the channel. Uniform distribution of the material over the entire width means that bales are optimally compressed during the baling process, even on the outsides.

Durable

Effective and robust. That is the motto that applies to the entire baler. On the pickup, this is evident in the cam tracks, which are supported and guided on both sides for safe, smooth running. The tines, which are permanently subjected to high loads, have been additionally strengthened and hardened. The frame and the bale chamber have also been reinforced, so the Fendt square balers can stand up to the highest pressure without a problem.



No need for tools to adjust the lowering height – just lift the pickup and insert the splint in the right hole.



The roller pressure pad and a large deflector plate ensure an even crop flow into the baler.



The gauge wheels prevent the pickup from lowering too far and ensure clean crop pickup. They can be removed for transport.

HIGHLY DENSE, PERFECT BALES

One bale like the other.

Uniform shape and density

The decisive factor for uniformly dense bales is the pre-compression chamber. It is continually filled by the rake feeder. Only when the pre-compression chamber is full is the sensor flap on the bottom end of the chamber pressed down. At the same time, the fingers are pulled back and open the way to the main baling channel.

High throughput guaranteed

The pre-compressed flake is baled to a highly dense bale in the bale chamber. The plunger speed of 47 strokes per minute (33 strokes for 12130) guarantees high output and smooth running.

Constant, optimum baling density

With the automated pressure system, the bale density stays consistent even in variable harvesting conditions. If the force changes in the plunger arms, the pressure is automatically adjusted in the plungers so that the force in the plunger arms is at the right level for the next plunger stroke. Operators only need to set the desired load for the load arms on the terminal and then drive off. At the same time, the auto indicator tells you to drive further to the right or left to produce uniformly shaped bales.

High output – simply economical

Exceptionally high baling densities create heavy bales. This results in uniformly rectangular bales that are great for stacking.

The baler is equipped with its own internal hydraulic circuit. The pump supplies the bale chamber flaps and the traverse-impeller fan with oil.



The bale chamber flaps are automatically controlled using the double-acting hydraulic cylinder on the baling channel.



The pre-compression chamber is continually filled by the packer. Only when the pre-compression chamber is full does the sensor flap in the pre-compression chamber floor trigger the feed rake. The packer fingers are pulled back and open the way to the main baling channel.



Packer


The packer transports the crop material into the pre-compression chamber.

Sensor flap

After compression in the pre-compression chamber is completed, pressure is exerted on the flap, which activates the feed rake.

Pre-compression chamber

The packer ensures uniform filling of the pre-compression chamber, where the crop undergoes the first stage of compression.



Packer fingers

Retention fingers prevent the crop from landing in the main baling channel immediately.

PROCUT TABLE

You decide how short you want it.

ProCut – and the cut is just right

The new ProCut table with maximum cutting performance: The combination of a newly designed rotor cutter and an easily accessible knife drawer makes the balers more precise, faster and highly efficient. The result is perfect fodder or short bedding material.

The heart of the table: the rotor cutter


The v-shaped arrangement of the rotor tines sets up the crop for a perfect cut – with a uniform, efficient cutting process and no load peaks. The new rotor cutter runs at a speed of 120 rpm and has 3 rotor tines per rotor ring. This ensures a high cutting frequency and increases the output rate, resulting in lower fuel consumption. The rotor tines are hardened with carbon and are especially robust and durable.

Variable cutting length

There are 26 knives (17 knives on the 990) available to produce an ideal cutting length of 43.5 mm for straw and silage. At the push of a button, you can halve the number of knives – the group engagement for the knives, which swings every other knife forward and backward hydraulically, is controlled in the Varioterminal. This gives you a cutting length of 87 mm. All knives are reinforced with tungsten carbide and can be replaced individually.

Quick change

If you want to change the number of knives or replace a knife, simply open the knife drawer. The knife bed is then lowered and the drawer can be pulled out with one hand movement. For your safety, there is a double hydraulic knife protection, securing the knives on both sides with two hydraulic cylinders. If necessary, individual rotor tines can be unscrewed and replaced.



The lowered knife drawer can be pulled out on the left side of the machine to change knives.



V-shaped rotor cutter with bolted rotor tine segments. A high speed of 120 rpm means a high cutting frequency for enhanced threshing performance with the best quality of cut.



ProCut table		990	1270	1290	1290 XD
ProCut table		<input type="checkbox"/>	<input type="checkbox"/>	<input type="checkbox"/>	<input type="checkbox"/>
Cutter	Number	17	26	26	26
Hydraulic cutter protection		<input checked="" type="checkbox"/>	<input checked="" type="checkbox"/>	<input checked="" type="checkbox"/>	<input checked="" type="checkbox"/>
Cutting rotor diameter	mm	650	650	650	650
Group engagement of knives		0, 8, 17	0, 13, 26	0, 13, 26	0, 13, 26
Potential cutting length	mm	43.5	43.5	43.5	43.5
Pull-out knife drawer		<input checked="" type="checkbox"/>	<input checked="" type="checkbox"/>	<input checked="" type="checkbox"/>	<input checked="" type="checkbox"/>

Standard and optional equipment
Standard: ☒
Optional: ☐

TYING

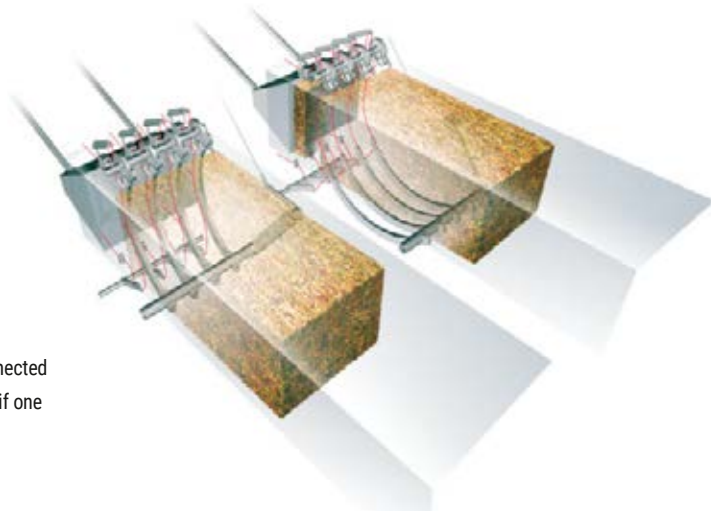
Double knotted and securely packed.

Secure tying

The double knotter system in the Fendt square balers was developed in Hesston and has been continually improved over 40 years. It is one of the best knotter systems in the industry today. Each bale is tied securely with six knotters on a 120 cm wide channel and four knotters on an 80 cm wide channel. Two knots are tied in each knotting process. Through the double knotter system, the twine holder and the needle are only subject to loads during the tying process. This guarantees less wear and higher operational security.

Everything is clean

A new integral traverse-impeller fan, which is standard on every Fendt square baler, optimises the results of the double knotter. Dirt which gets into the knotter is blown out directly by the constant air flow. The traverse-impeller fan, which is driven by the baler hydraulic system, can be easily folded up to insert the twine.



Nothing is left to chance. A safety rod connected to the piston drive safely protects the pins if one of the shear pins breaks.

Durable and protected

The bearings in the knotter area are sealed and protected. They have a long lifetime and low maintenance requirement. The knotter is lubricated through the centralised lubrication system. The duration and intervals for the lubrication can be adjusted to the prevailing conditions using the Varioterminal in the tractor.

Always the same length

A spur gear, which is positioned in the middle of the bale chamber, constantly measures the bale length – precisely and independent of the baling conditions. Its synchronous movement with the baler permits highly accurate measurement, so the bale length is always uniform.

The proven double knotters on the Fendt square balers guarantee reliable tying even under high compression pressure.




A large maintenance bonnet and foldable traverse-impeller fan guarantee easy access to the knotters.



The twine is guided through the knotter brakes for uniform twine feed to the knotter.



The standard specification cross-flow fan maintains a constant flow of air over the entire knotter area, which thoroughly clears all debris from the knotter area.



The knotters that can be lifted up individually ensures optimum access for maintenance and servicing.

TYING

Maximum twine supply.

Smart and good-looking

The Fendt square baler is not only good-looking, it is also very functional. Large opening side panels give you the best overview of the twine box capacity. A twine storage capacity of 30 rolls ensures there is enough material for long work days. The balls of twine are stored at a 30° angle, which means the twine cannot slip or catch.

Easy-Fill – guarantees easy filling

With the unique "Easy Fill" storage system, it is easy to fill the twine box. A V-shaped insert and a 30° tilt prevent the balls of twine from slipping when driving. The optimum position of the balls of twine means the knots are tied quickly. A mesh screen, fitted in advance, prevents the twine from unravelling by itself.

Optimum overview

The flat storage position of the balls of twine also gives you a perfect overview of the fill level. Refilling is also easy. Because of the flat storage position, the balls of twine are simply pushed in and can then be knotted directly – rearranging is a thing of the past. Thanks to a smart lighting concept, filling and knotting is no trouble in the dark.

Twine box with maximum capacity

During the season, you want as little maintenance work as possible. With 30 balls of twine on board, you can continue baling on long days without stopping. When the twine runs out, suitable twine can be delivered through AGCO Parts at short notice.



The flat twine storage makes it easy and convenient to fill.



Everything is stowed away securely with the safety net.

XD – "XTRA DENSITY"

Xtra Density – the high-capacity baler.

Extra heavy

The lowest possible transport cost per kilogram of crop is one of the most important yardsticks for profitable farming. Fendt offers the perfect solution for this – the new Xtra Density square balers. Completely reinforced drivelines and enhanced stability of the bale chamber enable up to 20 percent heavier bales than standard models.

35 percent heavier main gearbox

In order to achieve a higher bale weight with a higher output, many things have been optimised in the XD. Strengthening the drives, such as the main gearbox, chains and gears stood in the foreground during development. In particular, the new XD flywheel, which weighs 545 kg, is almost twice as heavy as the standard version. New plunger arms ensure safe transfer of the higher forces. All together, this makes it possible to exert more force on the plunger.

Robust bale chamber

The counter piece, the bale chamber, has undergone several improvements to increase friction. These include a 40 cm longer bale chamber, stronger hydraulic cylinders and optimised bale chamber flaps. The turning point of the side walls has been positioned further back to generate more friction on the sides.

Satisfy your hunger for power

The industry press also praises the square baler 1290 S XD for its output. "Believe it or not, we were able to achieve weights of 479 to 499 kg, at the maximum set compression and a bale length of 2.40 m! At times of 31 to 33 seconds per bale this equates to a peak output of up to 57.4 t/h – at a compression rate of almost 193 kg/m³; sensational figures! Verdict: When it comes to output and compression, the Fendt 1290 S XD is in the Champions League." – profi, 03/2017.



The 545 kg flywheel enables uniform and smooth running, while ensuring high power transfer.



A new high-capacity gearbox is used in the XD baler. Overall, the XD gearbox is 35% heavier than the standard model and can therefore generate even more compression pressure.

OPERATION

Everything under control with the Varioterminal.



Ready to go with the ISOBUS
Fendt square balers are compatible with the ISOBUS as standard. This allows the baler to be operated directly through the Varioterminal or a terminal of an ISOBUS-capable tractor. You only need to connect one cable and your familiar user interface appears on the monitor in the cab. Additional control units can further simplify machine operation via the joystick, depending on the tractor.

Smart features, perfect operation
Just as in the Varioterminal, the baler menu can be viewed by the operator in full screen or partial screen modes. You can set the target values for the plunger load there. The machine then controls the bale chamber flaps automatically. An electric bale length adjustment facility is available as an option. The driver sets the desired length for the bale and the automated function triggers the knotting procedure when the bale reaches its target length. With the electronic settings, you can quickly switch between different lengths; great for contract work. On the terminal, operators can also set the lubrication interval for the knotter lubrication system as well as create jobs, check the number of bales and operate the bale chamber manually.

An electric bale scale is available as an option. It tells the operator in real-time, if the desired bale weight has been reached. The C1000 is the standard-equipped terminal. If no ISOBUS-capable tractor is available or operators prefer an additional terminal, they can fall back to the C1000 terminal at any time. All functions are also available in this terminal.

The C1000 colour terminal comes as standard. If the tractor is not ISOBUS-capable or operators want a separate terminal, you can always go back to the C1000.



A control terminal should be one thing most of all – user-friendly. Perfectly integrated in the overall operating concept, you can operate your Fendt square baler via the Fendt Varioterminal. The straightforward menu has a logical design to make it extremely easy to use.

SMART DESIGN

That's so Fendt – maintenance-friendly and flexible.



Ease of maintenance was a main focus during the development of the Fendt square balers. Large opening side panels and grease-sealed bearings significantly reduce the time required for maintenance.

Well thought-out design
At Fendt, innovations are not only found in key solutions, but also in the details and ease of maintenance. The large bonnets allow easy access to the machine for maintenance work. After dark, additional lights under the bonnet help the operator. In addition to the long-life design of the tracks and drives, the automatic knotter lubrication and new automatic chain lubrication are more maintenance-friendly features on the square baler.

Conversion made easy
A hydraulically actuated bale ejector and foldable bale chute make light work of processing the bales. With a possible transport speed of up to 60 km/h, operators move ahead faster. An optionally available hydraulic support foot is available, which makes hooking and unhooking the baler even easier.

Slim and agile – tyre options
Fendt has an answer for great driving behaviour. With 500/50-17 tyres (on the 990) or 500/45-22.5, these machines measure less than 3 metres for transport. The combination of these tyres and a tandem steering axle makes for quick and agile manoeuvring. The steering axle is also gentle on the sward when turning on grassland.

Steering tandem axle for high manoeuvrability.



Pre-wiring and a camera port in the terminal come as standard. This means you can install a camera at the end of the baling chamber, for a clear view all around the machine.



The hydraulic parking jack makes light work of attaching and detaching the tractor.



Automatic chain lubrication of all the most important drive chains is new. The lubrication intervals can be conveniently set via the terminal.



FENDT SERVICES

The best product with the best care and service.

With a Fendt square baler, you get a high-tech product that will overcome the toughest of challenges. That's why you can expect that little bit extra when it comes to services from highly-efficient, certified Fendt dealers

- Fast lines of communication between you and our trained service team.
- 24/7 availability of replacement parts throughout the season
- 12-month warranty on Fendt original parts and their fitting

100% quality. 100% service: Fendt Services
We offer outstanding services to offer you the best possible reliability of use and efficiency from your Fendt Machine:

- Fendt Demo service
- AGCO Finance – finance deals
- Fendt Care – servicing and guarantee extensions



FENDT
CUSTOMER
HOTLINE **24/7**
+44 330 123 9909

Your Fendt dealers are always there when you need them, and have just one aim – to make sure your Fendt machines are ready for action at any time. If something does go wrong during harvest time, simply call your certified service centre 24/7 on the emergency hotline.

FENDT SERVICES

Rest assured that your machine will be ready for action tomorrow.

Fendt Demo service
Is this a new purchase? You'll love our Fendt solutions and overall efficiency. Let the Fendt Demo service make the decision easier.

Individual finance models
Investing in technology means a considerable capital outlay. A credit finance agreement from AGCO Finance offers attractive conditions and flexible terms. From the initial down payment to monthly instalments or the full payment term – you set the general terms on which to finance your Fendt square baler.

Fendt Care – servicing and guarantee extensions
To keep your machine ready for action at any time, we offer a tailored maintenance and repair service beyond the statutory warranty. This only covers the repair risk of a new machine for the first 12 months after delivery. That's where Fendt Care comes in. With flexible durations and flexible rates with and without excess, the machine can be guaranteed even after the first year. Your Fendt dealer will only install Fendt original parts. These have a proven standard of quality and are safety-tested. This ensures the best value retention for your Fendt machine.

Using the smartphone app "AGCO Parts Books to go", you can find Fendt spare parts quickly and easily and order them directly. The app is available for download in the app store and in the Google Play Store. Your personal access data is available from your Fendt dealer.



Full control over costs and planning reliability

Fendt Care	Bronze	Silver	
Service	Regular maintenance, fixed maintenance costs	Cover against the risk of repair (excludes wear)	
Benefits	Reliability of use	Full coverage under great conditions	Full protection while you keep costs under control
Regular maintenance	✓	✓	✓
Repair costs		✓	✓
Excess		€190	€0



5 years /
50,000 bales

With our new Fendt Care rates, Fendt offers extensive coverage for the reliability and repair risk of new machines. Fendt Care gives you complete cost control with exceptional service. Fendt has a flexible and tailored solution for your fleet.

Standard and optional equipment
Standard: ■
Optional: □

FENDT SQUARE BALERS

Equipment variants
and technical details.

		990	1270	1290	1290 XD	12130
Bale size						
Width	cm	80	120	120	120	120
Height	cm	90	70	90	90	130
Max. length	cm	274	274	274	274	274

Weights and dimensions						
Overall width - single/tandem axle (including pickup wheels)*	m	3.0	3.0	3.0	3.0	3.3
Overall width - tyres 620/40x22.5*	m	3.0	3.23	3.23	3.23	3.23
Overall length - bale chute, folded in	m	8.3	8.33	8.33	8.73	8.82
Overall height - to top of hand railing, folded in	m	2.97	2.69	2.69	2.87	3.32
Overall height - to top of hand railing, standing	m	3.27	3.27	3.27	3.27	3.58
Weight - single/tandem axle, without cutter unit	kg	6840 / 7440	8460 / 9210	8940 / 9690	- / 10580	10520 / 11030
Weight - tandem axle, with cutter unit	kg	8360	10230	10710	11600	

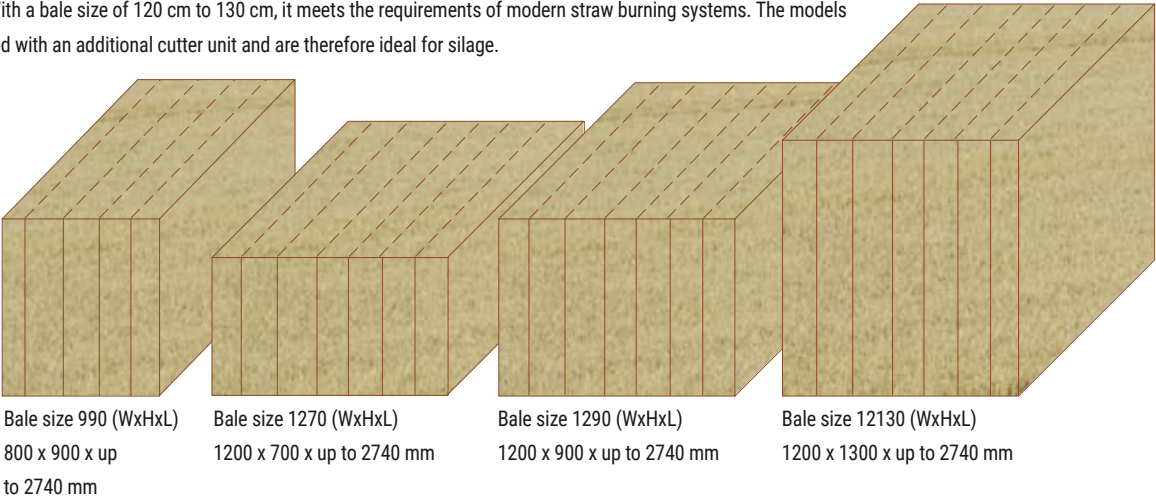
Main drive						
Flywheel diameter	mm	750	870	870	990	870
Flywheel width	mm	110	130	130	250	130
Flywheel weight	kg	170	290	290	545	290
Overload protection - slip clutch, overrunning clutch and shear bolt		■	■	■	■	■
Gearbox - enclosed, double reduction		■	■	■	■	■
Automatic chain lubrication						

Pickup						
Overall width - without pickup wheels	m	2.6	2.6	2.6	2.6	2.6
Effective operating width (DIN 11220)	m	2.26	2.26	2.26	2.26	2.26
Tine rows	Number	4	4	4	4	4
Tines	Number	128	128	128	128	128
Tine spacing	mm	66	66	66	66	66
Drive protection - slip and overrunning clutches		■	■	■	■	■
HD spiral spring		■	■	■	■	■
Roller pressure pad with deflector plate		■	■	■	■	■

Feeding system						
Packer - fork design		■	■	■	■	■
Packer tines (hardened)	Number	4	6	6	6	6
Overload protection - slip clutch with splined profile		■	■	■	■	■

The best bale size

The bale size you need depends on what the bale will be used for. Fendt offers four different bales sizes to meet all needs. The top model 12130 N is especially well-suited for dry crops. With a bale size of 120 cm to 130 cm, it meets the requirements of modern straw burning systems. The models 990 S, 1270 S and 1290 S are equipped with an additional cutter unit and are therefore ideal for silage.



		990	1270	1290	1290 XD	12130
ProCut table						
ProCut table		□	□	□	□	
Cutter	Number	17	26	26	26	
Hydraulic cutter protection		■	■	■	■	
Cutting rotor diameter	mm	650	650	650	650	
Group engagement of knives		0, 8, 17	0, 13, 26	0, 13, 26	0, 13, 26	
Potential cutting length	mm	43.5	43.5	43.5	43.5	
Pull-out knife drawer		■	■	■	■	

Plunger / bale chamber						
Plunger speed	Strokes/min	47	47	47	47	33
Piston stroke	mm	740	740	740	740	820
Automatic bale density control						

Knotting system / tying						
Double knotter		■	■	■	■	■
Knotter	Number	4	6	6	6	6
Twine reserve (reels)	Number	30	30	30	30	30
Cleaning fan with hydraulic drive		■	■	■	■	■
Automatic knotter lubrication		■	■	■	■	■

Bale ejector and bale chute						
Teeth	Number	8	8	8	10	10
Tine rows that can be switched on/off	Number	3	3	3	3	3
Hydraulic controls at rear of baler		■	■	■	■	■
Heavy-duty bale chute		■	■	■	■	■
Eject indicator		■	■	■	■	■
Hydraulic pivoting system for road transport		■	■	■	■	■

Axles and tyres						
Single axle - tyres*		600/50-22.5	700/50-22.5			28Lx26
Single axle - max. permissible speed*	km/h	40	40			40
Tandem axle - tyres (standard)*		500/50-17	500/45-22.5	500/45-22.5	500/45-22.5	500/45-22.5
Tandem axle - tyres (optional)*		620/40-22.5	620/40-22.5	620/40-22.5	620/40-22.5	620/40-22.5
Tandem axle - max. permissible speed*	km/h	60	60	60	60	60

Operation / control and monitoring system						
C1000 - colour terminal		■	■	■	■	■
ISOBUS - compliant with ISOBUS 11783		■	■	■	■	■

Tractor requirements						
Recommended PTO power - packer version	kW/hp	112/150	120/160	127/170	149/200	200/150
Recommended PTO power - ProCut cutter unit	kW/hp	135/180	142/190	149/200	186/250	
PTO - type II: PTO diameter: 35 mm, 21 teeth		■				
PTO - type III: PTO diameter: 44 mm, 20 teeth			■	■	■	■
Dual-action control valve, depending on specification (min.)	Number	2	2	3	3	2

Special equipment						
Integrated bale scales		□	□	□	□	□
Electrical bale length adjustment		□	□	□	□	□
Hydraulic support leg		■	■	■	■	■
Rear view camera		□	□	□	□	□
Integrated moisture measurement		□	□	□	□	□
HayBoss preservative applicator		□	□	□	□	□

* = sold according to legislation

FENDT

It's Fendt. Because we understand Agriculture.



www.fendt.com

AGCO GmbH – Fendt Marketing
87616 Marktoberdorf, Germany

 **AGCO**
Your Agriculture Company

Fendt is a worldwide brand of AGCO.
All details regarding scope of delivery, appearance, performance, dimensions and weights, fuel consumption and running costs of vehicles reflect the latest information available at the time of print. These may change by the time of purchase. Your Fendt dealer will be happy to inform you about any changes. The vehicles shown do not feature country-specific equipment.